


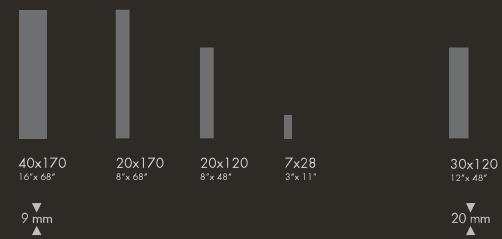


DOLPHIN

AUTO-LEVELING™
Facile installazione - Easy laying

GRES PORCELLANATO A MASSA COLORATA FULL BODY COLORED PORCELAIN TILES

SUPERFICI SURFACES : naturale - natural, aged R11 - structured R11



MILK

CLAY

OAK

MOON

GREY

COAL

DOLPHIN COAL - MILK - CLAY - OAK - MOON - GREY

DOLPHIN

MILK

40x170 rett.	DPR5605A	F 91,90
20x170 rett.	DPR5505A	F 91,90
20x120 rett.	DPR35050	F 68,90

▼
9 mm
▲



20x120 • 20x170

CLAY

40x170 rett.	DPR5610A	F 91,90
20x170 rett.	DPR5510A	F 91,90
20x120 rett.	DPR35100	F 68,90

▼
9 mm
▲



20x120 • 20x170

DOLPHIN

OAK

40x170 rett.	DPR5615A	F 91,90
20x170 rett.	DPR5516A	F 91,90
20x120 rett.	DPR35150	F 68,90
7x28 rett.	DPR35160	F 99,90

▼
9 mm
▲



20x120 • 20x170

MOON

40x170 rett.	DPR5620A	F 91,90
20x170 rett.	DPR5520A	F 91,90
20x120 rett.	DPR35200	F 68,90

▼
9 mm
▲



20x120 • 20x170

DOLPHIN

GREY

40x170 rett.	DPR5625A	F 91,90
20x170 rett.	DPR5525A	F 91,90
20x120 rett.	DPR35250	F 68,90

▼
9 mm
▲



COAL


40x170 rett.	DPR5630A	F 91,90
20x170 rett.	DPR5530A	F 91,90
20x120 rett.	DPR35300	F 68,90
7x28 rett.	DPR35310	F 99,90


▼
9 mm
▲




DOLPHIN




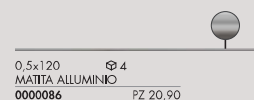
20x120  3
LISTONE CLAY PAINT MIX 3
DPR35105 rett. PZ 85,90



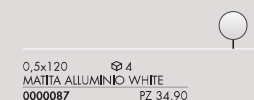
20x120  3
LISTONE GREY ENAMEL MIX 3
DPR35255 rett. PZ 85,90



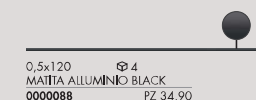
20x15  6
SNIP PAINT MIX 6 (5x20+10x20+15x20)
DPR35106 rett. PZ 119,90
(prezzo a cp.)



0,5x120  4
MATTA ALLUMINIO
0000086 PZ 20,90



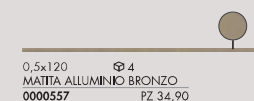
0,5x120  4
MATTA ALLUMINIO WHITE
0000087 PZ 34,90



0,5x120  4
MATTA ALLUMINIO BLACK
0000088 PZ 34,90



0,5x120  4
MATTA ALLUMINIO RAME
0000556 PZ 34,90



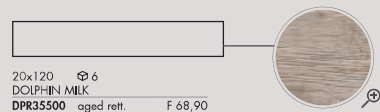
0,5x120  4
MATTA ALLUMINIO BRONZO
0000557 PZ 34,90

Articoli realizzati in alluminio per l'uso a parete, adatti a raccordare piastrelle di diverso spessore (9 mm / 7 mm).
Aluminium strip for use between wall tiles of different thicknesses (9 mm / 7 mm).

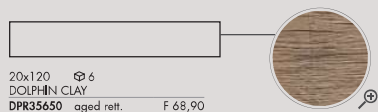
DOLPHIN

OUTDOOR R11 9 mm

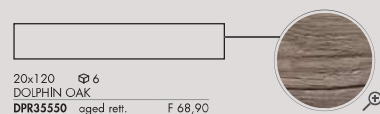
DOLPHIN MILK



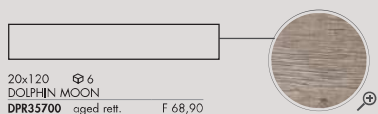
DOLPHIN CLAY



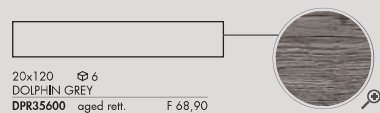
DOLPHIN OAK



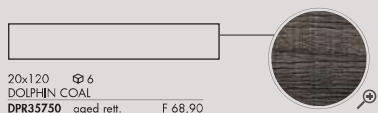
DOLPHIN MOON



DOLPHIN GREY

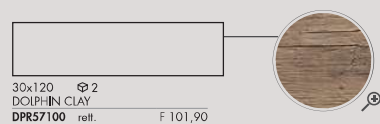


DOLPHIN COAL

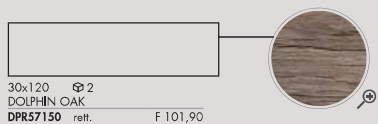


OUT.20 R11 20 mm

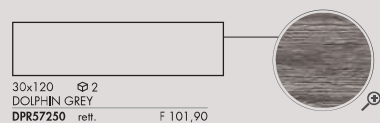
DOLPHIN CLAY



DOLPHIN OAK



DOLPHIN GREY

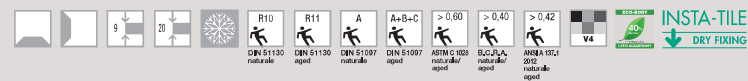


Per la serie completa vedi pag. 226
For the complete collection see page 226


DOLPHIN

GRES PORCELLANATO A MASSA COLORATA FULL BODY COLORED PORCELAIN TILES

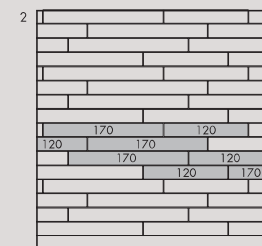
Classificazione secondo norme UNI EN 14411 (ISO 13006) Allegato G-Gruppo B1a
Classification in accordance with UNI EN 14411 (ISO 13006) Annex G-Group B1a




SCHEMI DI POSA
INSTALLATION PATTERNS



7x28 SESTINO 100 %



20x120 41,40 %
20x170 58,60 %
{ MODULO FISSO - FIX MODULE }



20x120 50 %
20x170 50 %
{ A FILE ALTERNATE / ALTERNATE LINES }

PEZZI SPECIALI / SPECIAL TRIMS

	MILK	CLAY	OAK	MOON	GREY	COAL
BATTISCOPA rett. 6,5x120 PZ 10,90 6	DPR35051	DPR35101	DPR35151	DPR35201	DPR35251	DPR35301
ELEMENTO L 15x60x4 PZ 45,90 4	DPR35501 MILK AGED	DPR35651 CLAY AGED	DPR35551 OAK AGED	DPR35701 MOON AGED	DPR35601 GREY AGED	DPR35751 COAL AGED
GRADONE TOP rett. 32x120x4,5x2 PZ 172,90 1	DPR35053	DPR35103	DPR35153	DPR35203	DPR35253	DPR35303
ANGOLARE TOP SX 32x120x4,5x2 PZ 198,90 1	DPR35054	DPR35104	DPR35154	DPR35204	DPR35254	DPR35304
ANGOLARE TOP DX 32x120x4,5x2 PZ 198,90 1	DPR35055	DPR35107	DPR35155	DPR35205	DPR35257	DPR35305